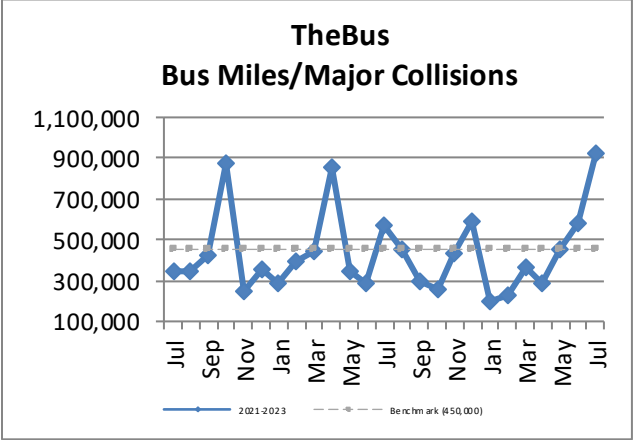
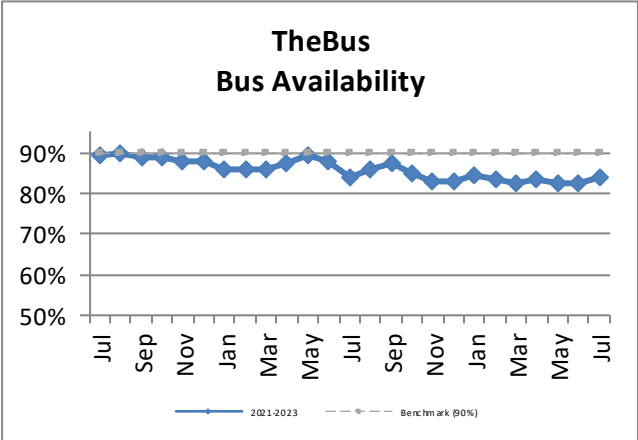
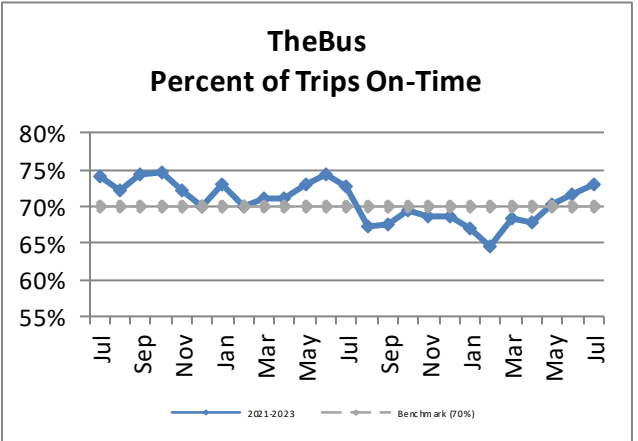
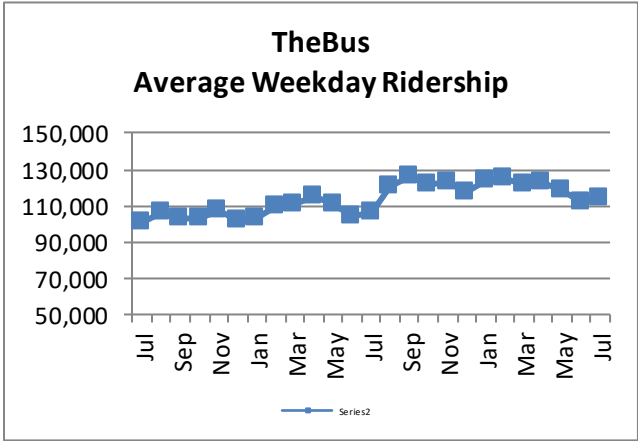


**Oahu Transit Services - Fixed Route
Monthly Performance Report
For the Month Ending July FY 2024**

Key Performance Indicators (KPI)	July FY 2024	July FY 2023	July FY 2019 Pre-Covid	Percent Change FY 2023-2024	YTD for FY 2024	YTD for FY 2023	July FY 2019 Pre-Covid	Percent Change FY 2023-2024	12 Month FY 2019 Pre-Covid	Benchmark
Total Monthly Ridership	3,158,956	2,953,343	5,023,765	7%	3,158,956	2,953,343	5,023,765	7%	61,140,545	
Average Weekday Ridership	114,268	106,543	183,108	7%	114,268	106,543	183,108	7.25%	189,944	
Percent of Trips On-Time	72.9%	72.8%	72.8%	0%	72.9%	72.8%	72.8%	0.10%	71.23%	70%
Bus Availability	84%	84%	90.4%	0%	84%	84.1%	90.4%	0%	91%	90%
Bus Miles/Major Collisions	919,149	572,919	369,195	60.43%	919,149	572,919	369,195	60.43%	289,946	450,000
Preventable Acc./Mil. Mls. (Rolling 12 Mos.)					3.07	2.01	1.62	52.74%	1.75	3.00
Bus Miles/Mechanical Road Calls	17,021	12,827	9,978	32.70%	17,021	12,827	9,978	33%	11,336	11,000
Spare Ratio	25%	31%	20.4%	-6.27%	25%	31.3%	20.4%	-6%	20.2%	>20%
Percent of Inspections Comp. On-Time	100%	99%	100%	1%	100%	99%	100%	1%	100%	100%
Percent Maintained Pullouts	99.4%	99.6%	98.6%	-0.55%	99.4%	99.6%	98.6%	-0.6%	98.8%	100%
Cost per Service Hour	\$181.13	\$184.24	\$144.58	-2%	\$181.13	\$184.24	\$144.58	-2%	\$129.42	\$155.37
Cost per Passenger Trip	\$7.68	\$7.70	\$3.89	0%	\$7.68	\$7.70	\$3.89	0%	\$3.43	
Cost per Mile	\$13.20	\$13.24	\$10.59	0%	\$13.20	\$13.24	\$10.59	0%	\$9.52	
Passenger Trips per Hour	23.58	23.92	37.14	-1.41%	23.58	23.92	37.14	-1%	37.88	
Farebox Recovery	13.7%	14.49%	22.85%	-5.3%	13.73%	14.49%	22.8%	-5%	26.3%	27%
Trips per Mile	1.72	1.72	2.72	0%	1.72	1.72	2.72	0%	2.78	
Average System Speed	13.01	12.76	12.75	2%	13.01	12.76	12.75	1.92%	13.22	
Percent Complete in 30 Days (Customer)	88%	97%	97%	-9%	88%	97%	97%	-9%	96.7%	95%
Complaint Rate (Complaints per 100,000 Trips)	13.61	13.78	9.89	-1.23%	13.61	13.78	9.89	-1.23%	9.21	12



Oahu Transit Services - Fixed Route
 Monthly Performance Report
 For the Month Ending July FY 2024

